

**THINK  
2030**

Policy paper

# A low-carbon and circular industry for Europe



**ELLEN MACARTHUR  
FOUNDATION**



Institute for  
European  
Environmental  
Policy

# THINK 2030

Launched by the Institute for European Environmental Policy (IEEP) and its partners in 2018, Think2030 is an evidence-based, non-partisan platform of leading policy experts from European think tanks, civil society, the private sector, and local authorities.

Think2030's key objective is to identify science-policy solutions for a more sustainable Europe.

**#THINK2030**

## DISCLAIMER

The arguments expressed in this report are solely those of the authors, and do not reflect the opinion of any other party.

## THE REPORT SHOULD BE CITED AS FOLLOWS

Valeche-Altinél C., Wachholz C. and Engström M. (2021) *A low-carbon and circular industry for Europe*. Think 2030 policy paper by Ellen MacArthur Foundation and the Institute for European Environmental Policy.

## AUTHORS

Lead authors: Carmen Valache-Altinél and Carsten Wachholz (Ellen MacArthur Foundation)

Co-author: Mats Engström (IEEP Associate)

Policy expert: Emma Watkins (IEEP)

## CORRESPONDING AUTHORS

Carmen Valache-Altinél ([carmen.valache@ellenmacarthurfoundation.org](mailto:carmen.valache@ellenmacarthurfoundation.org)) and Carsten Wachholz ([carsten.wachholz@ellenmacarthurfoundation.org](mailto:carsten.wachholz@ellenmacarthurfoundation.org))

## THINK2030 PROJECT MANAGER

Eloïse Bodin ([ebodin@ieep.eu](mailto:ebodin@ieep.eu))

## DESIGN AND LAYOUT

Bartosz Brzezinski ([bbrzezinski@ieep.eu](mailto:bbrzezinski@ieep.eu))

## ACKNOWLEDGEMENTS

We gratefully acknowledge helpful reviews and comments from Gregor Vulturius (Stockholm Environment Institute), Arthur ten Wolde (Ecopreneur.eu), Martin Hirschnitz-Garbers (Ecologic Institute) and Matilda Axelson (Institute for European Studies, Vrije Universiteit Brussel).



This work has been produced with the financial support of the LIFE Programme of the European Union. The paper reflects only the views of its authors.

# CONTENTS

<b>Introduction</b>	<b>5</b>
About this paper	6
<b>Built environment</b>	<b>9</b>
Status	9
Drivers and barriers	10
Solutions	11
<b>Urban mobility</b>	<b>16</b>
Status	16
Drivers and barriers	17
Solutions	18
<b>Food system</b>	<b>22</b>
Status	22
Drivers and barriers	23
Solutions	24
Promoting the adoption of regenerative agriculture	25
Reducing food waste and loss	26
Circulating materials	27
<b>Transversal policy levers</b>	<b>29</b>
EU climate policies	29
EU industrial strategy	30
European Semester process	32
EU Budget and Recovery Fund	33
EU trade policy	34
<b>Main conclusions</b>	<b>37</b>
<b>Sources</b>	<b>37</b>

# 1. INTRODUCTION

**The linear “take-make-waste” model of production and consumption is not only highly wasteful but is also an important contributor to climate change.** Up to 45% of anthropogenic greenhouse gas emissions are associated with the management of land and the production of consumer goods, food, buildings, and other products used day to day<sup>1</sup>. The relative contribution of materials to total greenhouse gas emissions has been on the rise. Case in point, the emissions from the production of materials alone increased as a share of global greenhouse gas emissions from 15%, or 5 giga tonnes of CO<sub>2</sub> equivalent, in 1995 to 23%, or 11.5 giga tonnes of CO<sub>2</sub> equivalent, in 2015<sup>2</sup>.

**Climate change is as much an economic and social as it is an environmental crisis.** Even if the global temperature rise will be contained to 1.5 degrees Celsius by 2100, the costs of climate change to the global economy are projected to amount to USD 54 trillion by the end of the century and rise steeply with every further temperature increase<sup>3</sup>. Its impacts on our society, particularly on the most vulnerable, are anticipated to be devastating.<sup>4</sup> Policies aimed at climate change mitigation and adaptation are therefore essential to the future of the economy and society as much as they are to the environment.

**Current climate change policies**, which focus on accelerating the adoption of renewable energy and energy efficiency, **only tackle part of the picture.** Even if their uptake were optimal, renewable energy and energy efficiency would only offset up to 55% of the anthropogenic greenhouse gas emissions by 2050. Most emissions resulting from industry and land use, land use change and forestry (LULUCF) cannot be tackled by these means with existing technologies. Addressing them requires a systemic overhaul of our production and consumption. In conjunction with Material Economics, the Ellen MacArthur Foundation modelled the potential impact of a circular economy for five materials — steel, aluminium, plastics, cement and food in a 2019 study titled *Completing the Picture. How the Circular Economy Tackles Climate Change*. It found that switching to a circular economy for these commodities could offset 45% of the emissions associated with their production and consumption, or 9.3 giga tonnes of CO<sub>2</sub> equivalent per year by 2050, while generating substantial economic benefits.

---

<sup>1</sup> Ellen MacArthur Foundation, *Completing the Picture. How the Circular Economy Tackles Climate Change* (26th September 2019) [https://www.ellenmacarthurfoundation.org/assets/downloads/Completing The Picture How The Circular Economy- Tackles Climate Change V3 26 September.pdf](https://www.ellenmacarthurfoundation.org/assets/downloads/Completing%20The%20Picture%20How%20The%20Circular%20Economy%20Tackles%20Climate%20Change%20V3%2026%20September.pdf)

<sup>2</sup> International Resource Panel, *Resource Efficiency and Climate Change*, (6th August 2020) <https://www.resourcepanel.org/reports/resource-efficiency-and-climate-change>

<sup>3</sup> Ellen MacArthur Foundation, *Completing the Picture. How the Circular Economy Tackles Climate Change* (26th September 2019) [https://www.ellenmacarthurfoundation.org/assets/downloads/Completing The Picture How The Circular Economy- Tackles Climate Change V3 26 September.pdf](https://www.ellenmacarthurfoundation.org/assets/downloads/Completing%20The%20Picture%20How%20The%20Circular%20Economy%20Tackles%20Climate%20Change%20V3%2026%20September.pdf)

<sup>4</sup> UN Department of Economics and Social Affairs. *Climate Change and Social Inequality* (October 2017) [https://www.un.org/esa/desa/papers/2017/wp152\\_2017.pdf](https://www.un.org/esa/desa/papers/2017/wp152_2017.pdf)

**The EU is a leading global emitter of greenhouse gases (GHGs).** In 2017, the bloc was responsible for 9.3% of global GHG emissions — or 4.5 giga tonnes of CO<sub>2</sub> equivalent<sup>5</sup>, whereas its population represents only 5.7% of the global total. In the last three decades, the EU has reduced its GHG emissions by over 20%. But if it is to accomplish its more ambitious 2030 goal of a 55% to 60% reduction compared to 1990 levels — with a view to achieving carbon neutrality by 2050, the circular economy needs to become an essential part of climate policies and plans.

**In light of the EU's decision to revise its 2030 emissions reduction target upwards, addressing emissions from materials is essential to meeting its climate targets.** The production of goods, including food, accounts for a fifth of the EU's territorial emissions<sup>6</sup>; and less than 12% of the materials used in EU-27 were circulated back into the economy in 2019<sup>7</sup>. At the moment, most of the EU's ambitions regarding the climate impact of production and consumption are reflected in its Circular Economy Action Plans published in 2015 and 2020 respectively. As the different elements of the EU Green Deal are developed, ensuring that they — for example, the upcoming EU Industrial Strategy and the EU Climate Law — tackle the emissions associated with production and consumption is an opportunity to accelerate decarbonisation across the bloc.

The global economy is undergoing a deep reset in the wake of Covid-19, partly driven by unprecedented levels of government stimulus. This represents an opportunity for the EU, its Member States, and governments around the world to foster better growth by channelling public funds into investments that will not only help boost the economy in the short term, but that will future proof it. **The circular economy offers a framework to enhance economic and environmental resilience.** Designing out waste and pollution, keeping materials in use, and regenerating natural systems will result in environmental benefits; will reduce our dependence on virgin resources and imports; boost local repair, remanufacturing, and upcycling economies; and better equip us to address climate change and exogenous shocks like Covid-19.<sup>8</sup>

## ABOUT THIS PAPER

**This paper looks at the opportunities for the circular economy to reduce the EU's GHG emissions associated with three of its most carbon-intensive sectors: the built environment, mobility, and food, and makes recommendations for policies within the 2030 time**

---

<sup>5</sup> Integrated Carbon Observation System, *Global Carbon Budget 2018* (20th July 2020) <https://www.icos-cp.eu/global-carbon-budget-2018>

<sup>6</sup> Eurostat, *How are Greenhouse Gas Emissions by the EU Evolving* (15th July 2020) <https://ec.europa.eu/eurostat/cache/infographs/energy/bloc-4a.html#:~:text=In%202017%2C%20EU%20GHG%20emissions,by%202030%20compared%20with%201990.>

<sup>7</sup> Eurostat. *Circular Materials Use Rate* (15th August 2020) [https://ec.europa.eu/eurostat/data-browser/view/cei\\_srm030/default/table?lang=en](https://ec.europa.eu/eurostat/data-browser/view/cei_srm030/default/table?lang=en)

<sup>8</sup> Ellen MacArthur Foundation. *Growth Within*. (July 2015). [https://www.ellenmacarthurfoundation.org/assets/downloads/publications/EllenMacArthurFoundation\\_Growth-Within\\_July15.pdf](https://www.ellenmacarthurfoundation.org/assets/downloads/publications/EllenMacArthurFoundation_Growth-Within_July15.pdf)

**horizon and beyond.** Specifically, the paper focuses on those industrial and agricultural emissions that are embedded in products and food and that are often overlooked in climate change strategies and policies. Altogether, these sectors account for 75% of the EU's GHG emissions. Addressing their climate impact is therefore essential.

**A significant acceleration in the transition to a circular economy that is fully embedded into an overall policy strategy towards carbon neutrality will require that the EU steps up its efforts in the critical decade from 2020 to 2030.** Given the current policy focus on using the European Green Deal as a compass for the economic recovery from the Covid-19 pandemic, embedding the circular economy in upcoming policies like the EU Climate Law and Industrial Strategy and ensuring the availability of finance for circular economy projects from sources like the Next Generation EU budget are important levers that need to be activated with urgency.

The three subsequent chapters illustrate some of the opportunities related to the adoption of the circular economy in the three above-mentioned sectors. They also suggest example policy instruments to overcome the barriers in each sector. Chapter five puts forward a series of additional transversal policy considerations to embed circular economy in crucial EU policy agendas through changes to the governance of EU processes, institutions, and financial resources. This twin-track approach aims to maximise the potential of the circular economy to address climate change.



## 2. BUILT ENVIRONMENT





## 2. BUILT ENVIRONMENT

### Status

**Construction materials account for 47% of the EU's overall consumption of materials<sup>9</sup>** by weight, which stood at 6.9 giga tonnes in 2019<sup>10</sup>. This amount is likely to increase as the bloc's building stock continues to slowly expand and age, requiring renovation or replacement<sup>11</sup>. How buildings are designed and constructed also impacts their operational emissions, for example from space heating during their use phase. As part of its efforts to address climate change, the EU has so far legislated to promote energy efficiency in buildings through the Energy Efficiency Directive and, since 2019, through the Energy Performance of Buildings Directive. Buildings are important consumers of energy, accounting for 40% of the bloc's energy consumption and 35% of its GHG emissions<sup>12</sup>, making these efforts necessary and timely.

**The embodied emissions associated with construction materials are estimated to amount to 11% of the total emissions of C40 cities<sup>13</sup>**. Buildings are the destination for 33% of the steel, 20% of the plastics, 25% of the aluminium, and 65% of the cement used in the EU<sup>14</sup>. Since all these materials have carbon and energy intensive processes associated with their production, the buildings made from them have high levels of embodied emissions. Embodied emissions (covering both construction and renovation) account for 15% of the total GHG emissions associated with buildings over their lifetime — and up to 50% in countries that have decarbonised their energy mixes, where buildings are predominantly powered by renewable energy during their use phase<sup>15</sup>.

**Reducing the material footprint of the built environment in the EU needs to become integral to the efforts to address climate change, to reduce the bloc's dependence on raw materials imports, and the downstream impacts from construction.** Despite the fact that the EU has set a seemingly high recycling target for construction and demolition waste (CDW) of 70% by 2020 in the amended Waste Framework Directive, much of it continues to be

---

<sup>9</sup> European Parliament, *Towards a circular approach* (15th July 2020), [https://www.europarl.europa.eu/RegData/etudes/BRIE/2018/625180/EPRS\\_BRI\(2018\)625180\\_EN.pdf](https://www.europarl.europa.eu/RegData/etudes/BRIE/2018/625180/EPRS_BRI(2018)625180_EN.pdf)

<sup>10</sup> Eurostat, *Material Flow Accounts* (15th July 2020)

<sup>11</sup> Material Economics, *The Circular Economy. A Powerful Tool for Climate Mitigation* (16th July 2020), <https://materialeconomics.com/publications/the-circular-economy-a-powerful-force-for-climate-mitigation-1>

<sup>12</sup> European Commission, *Energy Performance of Buildings Directive* (22nd July 2020) [https://ec.europa.eu/energy/topics/energy-efficiency/energy-efficient-buildings/energy-performance-buildings-directive\\_en#:~:text=Buildings%20are%20responsible%20for%20approximately,building%20stock%20is%20energy%20inefficient.](https://ec.europa.eu/energy/topics/energy-efficiency/energy-efficient-buildings/energy-performance-buildings-directive_en#:~:text=Buildings%20are%20responsible%20for%20approximately,building%20stock%20is%20energy%20inefficient.)

<sup>13</sup> ARUP, University of Leeds, C40 Cities. *The Future of Urban Consumption in a 1.5C World* (20th July 2020), <https://www.arup.com/perspectives/publications/research/section/the-future-of-urban-consumption-in-a-1-5c-world>

<sup>14</sup> Material Economics, *The Circular Economy. A Powerful Tool for Climate Mitigation* (2018)

<sup>15</sup> Idem

downgraded through backfilling or low-grade recovery. Furthermore, quantitative recycling targets do not reflect the carbon intensity of the different materials used in construction, therefore are not effective tools to mitigate their embodied emissions.

### Drivers and barriers

**Some of the key challenges associated with transforming the construction sector are its fragmented nature, the diversity of value chains within it, the different levels of regulations (local versus national and EU-wide), and the involvement of a multitude of stakeholders with conflicting interests at different stages in the construction process.** For instance, different sub-contractors often design and develop buildings without interacting. This state of affairs results in missed opportunities stemming, for example, from designers failing to take into account considerations like the availability of secondary raw materials when designing buildings. Any reformation of the sector therefore requires an integrated approach that facilitates the flow of information among value chain actors. Such an approach would also need to look into the context specific factors influencing design and material choices for different regions and Member States.

**In the absence of harmonised standards for and registries of the materials and techniques used to erect and renovate buildings, the confidence levels in recycled construction materials with regards to their durability and the health risks they pose to construction workers are low<sup>16</sup>.** Despite the promising progress accomplished by initiatives like the *Buildings as Material Banks* Horizon 2020 project<sup>17</sup>, materials passports and similar solutions have yet to be adopted at scale. Enhancing the flow of information and overall transparency about the materials content in buildings is an opportunity to promote the uptake of the circular economy in the built environment. Since the buildings we erect today are likely to be up decades and even centuries later, it is essential that they are designed right from the outset.

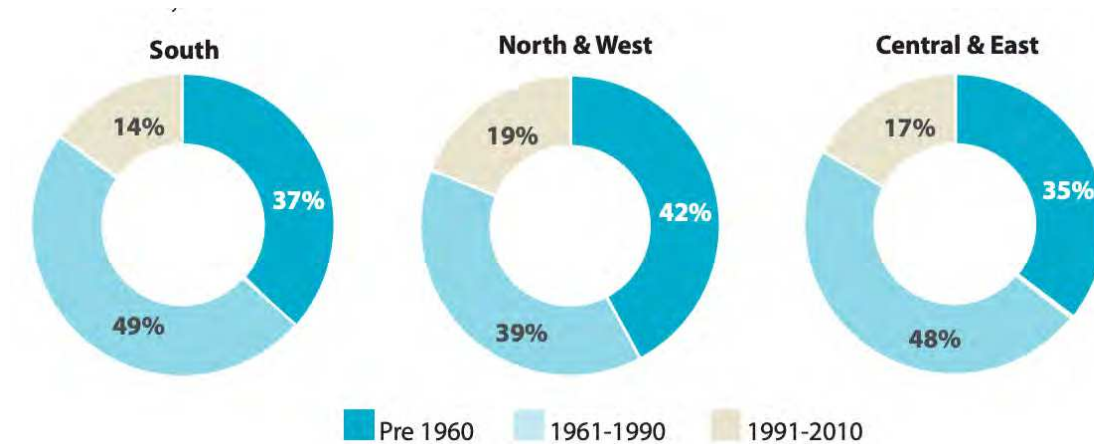
**Furthermore, since the vast majority of Europe's building stock is more than three decades old (figure 1), it is challenging to bring it up to the same technical and environmental standards as new buildings.** The Renovation Wave could therefore play an important role in abating the operational emissions associated with the EU's building stock, as well as extending the lifetime of buildings — and thus obviating the emissions associated with the materials needed to erect new constructions, and fostering the development of the secondary raw materials market by boosting the demand for insulation and other construction materials.

---

<sup>16</sup> European Commission, *EU Construction and Demolition Waste Protocol* (25th July 2020), [https://ec.europa.eu/growth/content/eu-construction-and-demolition-waste-protocol-0\\_en](https://ec.europa.eu/growth/content/eu-construction-and-demolition-waste-protocol-0_en)

<sup>17</sup> BAMB Project (22nd July 2020), <https://www.bamb2020.eu/>

Figure 1: Age categorisation of Europe's housing stock.<sup>18</sup>



## Solutions

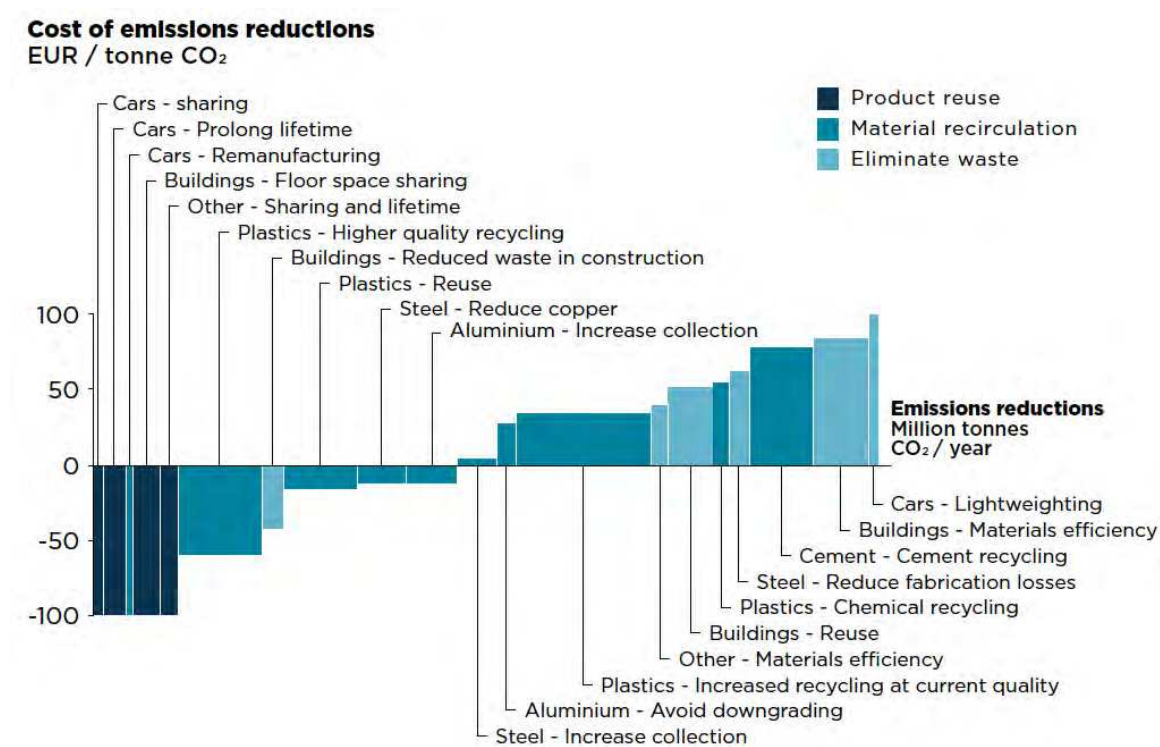
**The circular economy can reduce CO<sub>2</sub> emissions from four major construction materials (plastics, steel, aluminium and cement) by 40% globally, and by 56% in developed economies like the EU by 2050<sup>19</sup>.** Modelling indicates that by far the most cost effective strategies to mitigate embodied emissions in the built environment are increasing building utilisation (floor space sharing) and reducing waste in construction (figure 2). Costlier strategies include increasing collection rates for aluminium, reuse, reducing fabrication losses from steel making, and materials efficiency.

**In part as a result of the constraints mentioned in the previous section, recycled materials account for a negligible proportion of the EU construction materials market. Promoting their uptake necessitates policy intervention** in the form of (1) the creation of harmonised standards for secondary raw materials, materials registries, taxonomy, and reporting protocols; (2) market-based instruments to make recycled materials economically attractive; and (3) public procurement requirements in order to steer public and private organisations towards the incorporation of reused and recycled materials into renovation and construction projects.

<sup>18</sup> BPIE, *Europe's buildings under the microscope* (25th July 2020), [http://bpie.eu/wp-content/uploads/2015/10/HR\\_EU\\_B\\_under\\_microscope\\_study.pdf](http://bpie.eu/wp-content/uploads/2015/10/HR_EU_B_under_microscope_study.pdf)

<sup>19</sup> Energy Transitions Commission, *Mission Possible* (2nd August 2020), [http://www.energy-transitions.org/sites/default/files/ETC\\_MissionPossible\\_FullReport.pdf](http://www.energy-transitions.org/sites/default/files/ETC_MissionPossible_FullReport.pdf)

Figure 2: Emissions reduction potential from circular economy business models.<sup>20</sup>



**To set the construction sector on the path towards a circular economy, policymakers can use a combination of measures aimed at incentivising a system shift encompassing urban planning, value-enhancing business models, designing for longevity and modularity, materials substitution, and materials efficiency.** These measures would motivate property owners to prioritise versatile designs that would enhance the utilisation of buildings and adapt to changing needs, to use materials with low embedded emissions wherever possible, and to use materials at their highest value.

As the EU prepares to unveil important pieces of legislation related to the Green Deal — such as the Sustainable Product Policy Framework and the Strategy for a Sustainable Built Environment — it can seize the opportunity to transform its built environment to support its climate agenda, create jobs, and reduce its dependence on materials imports. Listed below are some of the main policy interventions that could promote the most impactful measures to accelerate the transition to a circular built environment.

Opportunity	Example of conducive policy intervention
Designing new buildings for circularity from the outset	<ul style="list-style-type: none"> <li>Embedding requirements for the reusability of building components; the use of prefabricated</li> </ul>

<sup>20</sup>Adapted from Material Economics. *The Circular Economy - A Powerful Tool for Climate Mitigation* (2018)

	<p>components, where appropriate, to enable modular construction; the use of materials with low embodied emissions, where appropriate (e.g.: timber); and the minimisation of waste into the Eurocodes.</p> <ul style="list-style-type: none"> <li>• Ensuring that the new Built Environment Strategy promotes circular design specifications across the bloc, particularly in the case of public buildings.</li> </ul>
Accelerating the uptake of digital technologies, particularly digital materials registries and building information modelling (BIM)	<ul style="list-style-type: none"> <li>• The use of BIM can significantly reduce waste and facilitate eco-design. The technology is widely used in the EU; a BIM standard<sup>21</sup> could harmonise its application at scale.</li> <li>• Investments in R&amp;D to solve some of the main issues with materials passports (e.g.: privacy, lack of a unified approach) in order to facilitate their market uptake.</li> <li>• The development of the European Dataspace for Smart Circular Applications to ensure that the digital infrastructure underpinning these developments is in place.</li> </ul>
Increasing building utilisation	<ul style="list-style-type: none"> <li>• Fiscal incentives for building owners who maintain consistently high occupancy levels. The measure can be implemented by Member States with support from the EU.</li> </ul>
Supporting deconstruction over demolition	<ul style="list-style-type: none"> <li>• Fiscal incentives for the use of prefabricated materials, wherever possible, to facilitate disassembly and versatile design.</li> </ul>
Creating markets for recycled construction materials	<ul style="list-style-type: none"> <li>• Reforming construction standards to ensure that they cover secondary raw materials used in construction, such as cement and concrete, aggregates, and steel, and that they reflect both content and performance for primary raw materials.</li> <li>• Making the use of recycled CDW mandatory in newly erected public buildings.</li> </ul>

---

<sup>21</sup> Poljansek, Martin, *BIM standardisation*, (2017) <https://publications.jrc.ec.europa.eu/repository/bit-stream/JRC109656/bim.standardization.1.pdf>.



## A low-carbon and circular industry for Europe

	<ul style="list-style-type: none"><li>• Providing financial incentives for the use of recycled materials (e.g.: subsidies, tax breaks) in construction.</li></ul>
Materials efficiency and substitution	<ul style="list-style-type: none"><li>• The overuse of carbon-intensive materials like steel and cement, to ensure safety is widespread in the construction industry.</li><li>• A policy measure that could discourage this practice is a revision of the Eurocodes to ensure that low-carbon alternatives are given preference so long as they possess the structural strength necessary.</li></ul>

# 3. URBAN MOBILITY



### 3. URBAN MOBILITY

#### STATUS

The transport sector accounted for almost a quarter of the EU's GHG emissions in 2017; road transport alone represented 20%<sup>22</sup>, making vehicles a leading source of climate impact in the EU<sup>23</sup>. **While the bloc's public transport infrastructure is generally good, personal vehicles account for 83% of land transport<sup>24</sup>. Fuel and exhaust account for the majority of the emissions from most vehicles** with the exception of battery electric vehicles powered by renewable energy, for which production and end of life account for more than 80% of emissions<sup>25</sup>.

**This chapter zooms in on an often overlooked type of emissions from vehicles — those embodied in the materials from which they are made.** The choice to narrow down the scope of the discussion to this particular means of transport is due to its prevalence in the EU and the fact that the manufacturing and end-of-life of vehicles have sizable impacts on climate change. As we electrify transport, those sources of impact will gain in relative importance, as illustrated in the paragraph above.

**Passenger cars are the root cause of significant structural losses in our economy.** The average European car is currently parked 92% of the time. When it is used, only 1.5 of its 5 seats are occupied on average. And as much as 50% of inner-city land is devoted to parking spaces and roads, although less than 10% of this area is used at any one time, even during rush hour.<sup>26</sup> Strategies that can successfully target these structural losses must take into account the entire mobility system — from the manufacturing to the end of life of vehicles, while looking to maximise access and minimise resource and space requirements.

**Mobility has been one of the worst hit sectors by the Covid-19 lockdowns.** As borders closed, air traffic dropped by almost 90% year-on-year in April 2020<sup>27</sup>. Land transport companies urged governments to secure much-needed corridors for essential freight, which were created after a brief initial delay. Anticipating reservations to using public transport in favour of personal cars, cities around Europe have put in place limitations for cars in their centres as lockdowns began to lift, while creating additional bicycle lanes to motivate residents to switch to active mobility. With many transport workers furloughed or laid off across the bloc, companies in the sector soliciting government support to survive, and many reducing their travel due

---

<sup>22</sup> [https://ec.europa.eu/eurostat/statisticsexplained/index.php/Greenhouse\\_gas\\_emission\\_statistics](https://ec.europa.eu/eurostat/statisticsexplained/index.php/Greenhouse_gas_emission_statistics)

<sup>23</sup> [https://ec.europa.eu/clima/policies/transport/vehicles/regulation\\_en](https://ec.europa.eu/clima/policies/transport/vehicles/regulation_en)

<sup>24</sup> <https://materialeconomics.com/latest-updates/industrial-transformation-2050>

<sup>25</sup> <https://www.eea.europa.eu/signals/signals-2017/infographics/range-of-life-cycle-co2/view>

<sup>26</sup> [https://www.ellenmacarthurfoundation.org/assets/downloads/publications/EllenMacArthurFoundation\\_Growth-Within\\_July15.pdf](https://www.ellenmacarthurfoundation.org/assets/downloads/publications/EllenMacArthurFoundation_Growth-Within_July15.pdf)

<sup>27</sup> <https://www.eurocontrol.int/covid19>

to changes in lifestyles, the economic impacts of Covid-19 on the transport sector are likely to continue to deepen in the coming months and years.

**Exactly how Covid-19 will affect consumer behaviour around mobility is unclear.** Pre-Covid-19, emissions from transport were on the rise in the EU<sup>28</sup>, though they plummeted temporarily in 2020 as a result of the lockdowns<sup>29</sup>. Some of the measures that automakers have resorted to in order to salvage part of their revenues — like car sharing — also happen to be cost effective ways to reduce embodied emissions from vehicles, but have unclear implications for public health, prompting some governments to advise against them whenever possible<sup>30</sup>.

## DRIVERS AND BARRIERS

**The deep economic crisis in which the transport sector finds itself** is both a detractor and an opportunity, in the short and medium terms, when it comes to rethinking mobility. In the short term, manufacturing lobbies<sup>31</sup> and policymakers<sup>32</sup> alike have highlighted the need to prioritise the sector's economic recovery through stimulus packages over environmental considerations.

**Despite long-standing efforts to reduce emissions from transport, the EU is not on track to meeting its existing targets.**<sup>33</sup> The pace of change in the mobility sector has been slow enough to warrant concern about the likelihood of reaching the more ambitious 2050 targets that the EU has set in the Green Deal.

**Much of the impetus for business model and technological innovation in the automotive sector comes from within the industry itself**, particularly from US- and China-based automakers, original equipment manufacturers, and technology companies that have experimented and successfully launched alternative mobility platforms and access models, such as mobility as a service. The uptake of some of these solutions in the EU is on the rise, particularly in member states like Germany, France, Italy, and Scandinavian countries.

**Policymakers in EU Member States have also used innovative approaches to regulating emerging forms of mobility, such as shared cars.** In France, for instance, all free floating

---

<sup>28</sup> Transport & Environment. *CO2 Emissions From Cars*. (April 2018) [https://www.transportenvironment.org/sites/te/files/publications/2018\\_04\\_CO2\\_emissions\\_cars\\_The\\_facts\\_report\\_final\\_0\\_0.pdf](https://www.transportenvironment.org/sites/te/files/publications/2018_04_CO2_emissions_cars_The_facts_report_final_0_0.pdf)

<sup>29</sup> Le Quere, C. et al. *Temporary Reduction in Daily Global CO2 Emissions During the Covid-19 Forced Confinement* (19th May 2020) <https://www.nature.com/articles/s41558-020-0797-x>

<sup>30</sup> UK Government. *Covid-19: Safer Travel Guidance for Passengers* (21st August 2020) <https://www.gov.uk/guidance/coronavirus-covid-19-safer-travel-guidance-for-passengers>

<sup>31</sup> ACEA. *Stakes Are High for European Automotive Recovery*. (30th July 2020) <https://www.acea.be/press-releases/article/covid-stakes-are-high-for-european-automotive-recovery-new-facts-and-figure>

<sup>32</sup> Morgan, Sam. *EU Transport Chief Cautions Against Green Strings for Airline Ballots*. (16th April 2020) <https://www.euractiv.com/section/transport/interview/eu-transport-chief-cautions-against-green-strings-for-airline-bailouts/>

<sup>33</sup> EC. *Roadmap to a Single European Transport Area* (2011) [https://ec.europa.eu/transport/themes/strategies/2011\\_white\\_paper\\_en](https://ec.europa.eu/transport/themes/strategies/2011_white_paper_en)



vehicles must be electric or hybrid<sup>34</sup> by law, a policy that has incentivised the uptake of such vehicles. However, other policies — such as the tax exemption of company vehicles in member states like Belgium<sup>35</sup> — have stalled the progress on shifting from vehicle ownership to access to mobility.

**Patterns in mobility are highly context dependent** and are influenced, inter alia, by factors like purchasing power, infrastructure (e.g.: the existence of networks of bicycle lanes), taxation (e.g.: congestion pricing), and culture. Transforming mobility therefore will require a coordination between policymaking at the local, national and EU levels.

## SOLUTIONS

**Reducing lifecycle emissions from passenger cars and enhancing utilisation of mobility infrastructure are essential to the EU's Smart and Sustainable Mobility Strategy and to meeting its climate goals.** Advances in technology have made it possible to build better performing cars over the years. But these advances have been outweighed by the economic inefficiencies and environmental costs resulting from the uptake in personal vehicle ownership, which is expected to double by 2050. Overhauling the current mobility system will necessitate a multi-pronged approach consisting of changing our urban design to ensure better accessibility, expanding public transport and biking infrastructure, and switching to business models focused on access to mobility, instead of vehicle ownership.

**By switching to an integrated, multimodal, on-demand mobility system, the embodied emissions in vehicles could be cut by 70% globally by 2050 compared to a baseline scenario.** Particularly effective measures at offsetting such emissions are extending vehicle lifetime, car sharing, lightweighting, and reuse and remanufacturing (figure 3). More broadly, embedding passenger cars within multi-modal mobility systems, in which different modes of transport can be shared as a service and designed for durability, reuse and public health, is an opportunity to cut costs and emissions, improve accessibility and quality of life, and reduce pollution.<sup>36</sup> Such a system could reduce the costs associated with mobility for European households by as much as 70% by 2050, while slashing the CO<sub>2</sub> emissions associated with mobility by 40% by 2040.<sup>37</sup>

In the New Circular Economy Action Plan, the European Commission recognises the importance of mobility as a service, reducing virgin material consumption, optimising infrastructure and

---

<sup>34</sup> Monitor Deloitte. *Car Sharing in Europe*. (20th August 2020) <https://www2.deloitte.com/content/dam/Deloitte/de/Documents/consumer-industrial-products/CIP-Automotive-Car-Sharing-in-Europe.pdf>

<sup>35</sup> Brussels Times. *More Belgian Employees Receive a Company Car*. (8th January 2020) <https://www.brusselstimes.com/belgium/88117/more-company-cars-registered-in-belgium/>

<sup>36</sup> Ellen MacArthur Foundation. *Completing the Picture. How the Circular Economy Tackles Climate Change*. (26th September 2019) <https://www.ellenmacarthurfoundation.org/publications/completing-the-picture-climate-change>

<sup>37</sup> Ellen MacArthur Foundation. *10 Circular Investment Opportunities* (21st August 2020) <https://www.ellenmacarthurfoundation.org/assets/downloads/Mobility.pdf>



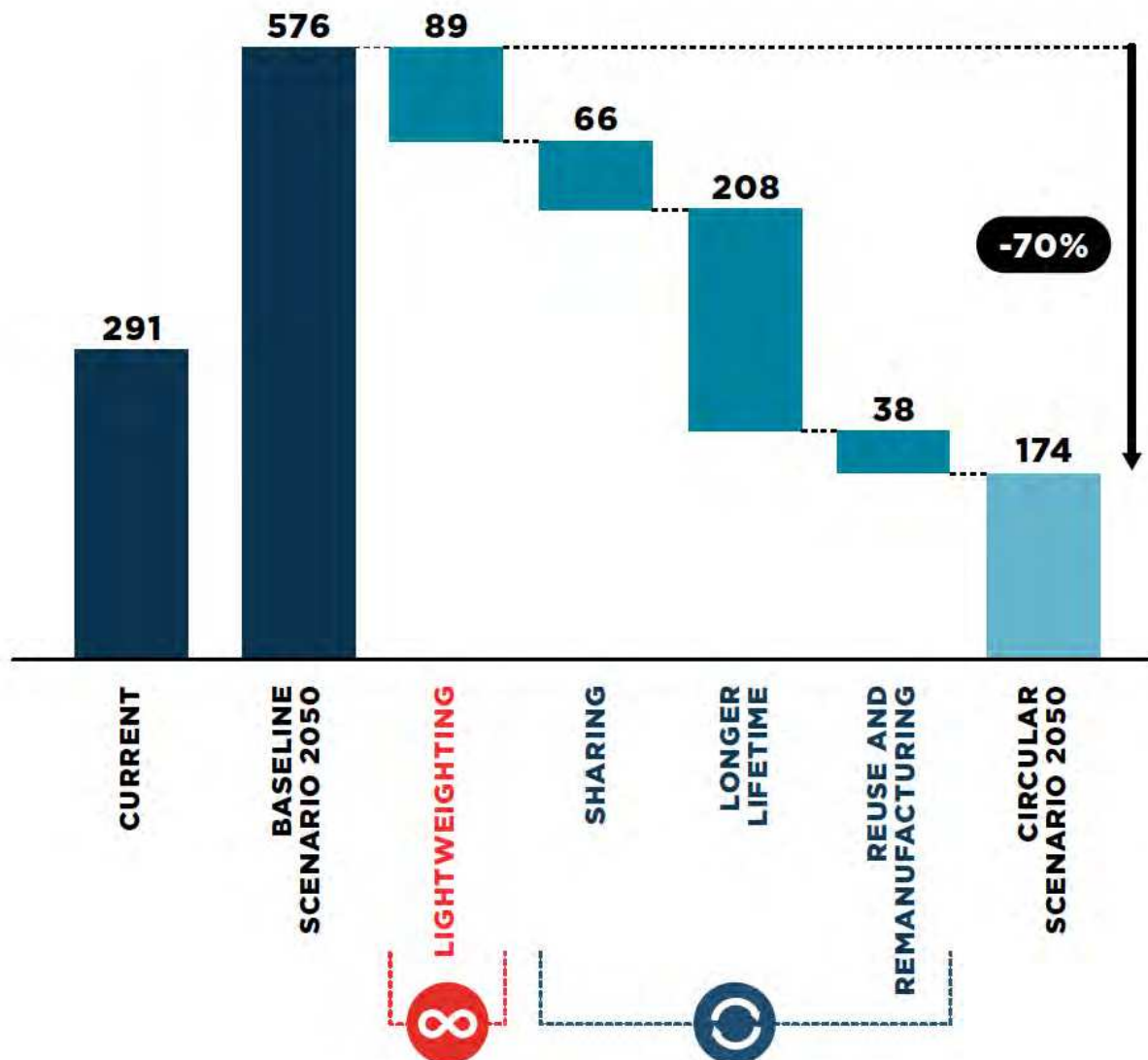
vehicle use, increasing occupancy rates and load factors, and better connecting design and end of life for vehicles. **These steps are essential to transitioning to a circular economy for mobility** and they feature prominently in the EU's Smart and Sustainable Mobility Strategy.

Reinforcing some of the measures undertaken by local governments during the lockdowns — such as promoting alternatives to passenger cars, clarifying the public health implications of shared mobility, and promoting repair and remanufacturing can contribute to a more resilient mobility sector going forward. In addition to the above-mentioned considerations, summarised below are the main opportunities to promote a circular economy for the mobility sector and the policy interventions that could facilitate their implementation.

Opportunity	Conducive policy interventions
Promoting refurbishment, remanufacturing, and recycling of vehicles and other transport means (e.g.: bicycles, motorcycles). Extending the lifetime of vehicles through design for durability, repair, and refurbishment could result in CO <sub>2</sub> savings to the tune of 0.2 giga tonnes CO <sub>2</sub> equivalent/year by 2050 globally.	<ul style="list-style-type: none"> <li>Some Member States, like Sweden, have already introduced bills to lower the value added tax for repair works. Including repair, remanufacturing, refurbishment and recycling of means of transport in Annex III of the VAT Directive among the activities eligible for reduced VAT rates could prompt a broader uptake of such measures.</li> <li>More broadly, shifting to taxing virgin material use rather than labour can incentivise repair, refurbishment and remanufacturing. The EU has a limited remit in influencing Member States' taxation policies, but can provide guidance and technical assistance.</li> </ul>
Enabling multimodal transport systems	<ul style="list-style-type: none"> <li>Making financing available to cities working to become compliant with the Sustainable Urban Mobility Plans guidelines.</li> <li>Ensuring that the European Dataspace for Smart Circular Applications covers transport and mobility.</li> <li>Supporting the development of active urban mobility infrastructure (e.g.: expanded networks of bicycle lanes) through guidelines for urban planning and funding.</li> </ul>
Fostering circular design for new vehicles, including electric and hybrid ones	<ul style="list-style-type: none"> <li>As stipulated in the New CEAP, linking design with end of life and setting minimum targets for recycled content in new vehicles.</li> <li>Fostering design for durability and the shift to mobility-as-a service business models for automakers by making financing schemes available to support this transition.</li> </ul>


- Developing new legislation to regulate batteries and the use of their components (the new Batteries Directive).

Figure 3: Emissions from all materials used in passenger cars (million tonnes of CO<sub>2</sub> equivalent/year, globally).<sup>38</sup>



<sup>38</sup> Adapted from Material Economics. *The Circular Economy - A Powerful Tool for Climate Mitigation* (2018)

# 4. FOOD SYSTEM





## 4. FOOD SYSTEM

### STATUS

**Food production occupies 40% of the EU's land surface<sup>39</sup> and the consumption of food is estimated to account for 17% of EU households' GHG emissions<sup>40</sup>.** When it comes to climate impact, food cultivation and land management differ from other economic activities due to their ability to actively capture carbon in soil and therefore to act as carbon sinks<sup>41</sup>. Agriculture is also more susceptible to the impacts of climate change compared to other economic sectors. For instance, due to climate change, maize yields in southern Europe could halve and those of wheat drop by up to 14% by 2050<sup>42</sup>.

**According to the European Environment Agency (EEA), emissions from agriculture and LULUCF have largely plateaued in the EU in the last three decades<sup>43</sup>.** But this state of affairs fails to seize the full potential that these sectors can have in the fight against climate change. Having committed to ensuring a neutral or even net positive carbon impact for the food value chain in its Farm to Fork Strategy<sup>44</sup> and to reversing its impact on biodiversity in the Biodiversity Strategy,<sup>45</sup> the EU has the opportunity to substantiate its strategy with legislation and raise the level of ambition for the sector.

**Together with forestry, agriculture and the food industry are the economic sectors that most closely interact with natural ecosystems, which they impact in numerous ways.** A leading source of deforestation,<sup>46</sup> agriculture has resulted in a series of negative impacts over time. The overreliance on chemical inputs like fertilisers and pesticides has contributed to air and water pollution, soil contamination, biodiversity loss and adverse public health impacts. Intensive livestock rearing is an important source of methane, a powerful greenhouse gas, and

---

<sup>39</sup> European Environment Agency, *Agriculture. Briefing* (18 February 2015)

<https://www.eea.europa.eu/soer/2015/europe/agriculture#:~:text=European%20agricul- ture%20%E2%80%94%2040%25%20of%20the,dramatic%20loss%20of%20grassland%20biodiversity>

<sup>40</sup> Sandstorm, V. et al, *The role of trade in greenhouse gas footprint of EU diets*, (December 2018)

<https://doi.org/10.1016/j.gfs.2018.08.007>

<sup>41</sup> Allen, B. et al *Feeding Europe: Agriculture and Sustainable Food Systems* (October 2018)

<https://ieep.eu/uploads/articles/attachments/64e06bc1-6c2e-4b94-bc93-9150725093ac/Think%202030%20Feeding%20Europe.pdf?v=63710011359>

<sup>42</sup> European Commission. *Analysis of Climate Change Impacts on EU Agriculture by 2050*. (20th August 2020) <https://ec.europa.eu/jrc/en/publication/analysis-climate-change-impacts-eu-agriculture-2050>

<sup>43</sup> EEA. *Total GHG Emissions Trend Projects in Europe*. (20th August 2020) <https://www.eea.europa.eu/data-and-maps/indicators/greenhouse-gas-emission-trends-6/assessment-2>

<sup>44</sup> European Commission. *Farm to Fork Strategy*. (20th May 2020) [https://ec.europa.eu/food/sites/food/files/safety/docs/f2f\\_action-plan\\_2020\\_strategy-info\\_en.pdf](https://ec.europa.eu/food/sites/food/files/safety/docs/f2f_action-plan_2020_strategy-info_en.pdf)

<sup>45</sup> European Commission, *EU Biodiversity Strategy for 2030* (20th May 2020) <https://eur-lex.europa.eu/legal-content/EN/TXT/HTML/?uri=CELEX:52020DC0380&from=EN>

<sup>46</sup> European Commission. *The Impact of EU Consumption on Deforestation*. (2013) <https://ec.europa.eu/environment/forests/pdf/1.%20Report%20analysis%20of%20impact.pdf>

of ammonia, a common pollutant. Excess tillage exposing soil organic matter to air releases locked-in soil carbon to the atmosphere.<sup>47</sup> Globally, agriculture is estimated to account for up to 80% of biodiversity loss, 80% of deforestation, and 70% of all freshwater use<sup>48</sup>.

**The main sources of emissions from the food system** globally stem from livestock rearing and food cultivation, representing between 9% and 14% of total GHG emissions globally<sup>49</sup>, followed by land use practices (5-14%), and food processing, distribution and consumption (5-10%).

More than 20% of all food or 88 million tonnes per year is wasted in the EU, while 43 million EU residents cannot afford a quality meal every second day<sup>50</sup>. **Less than 11% of the food waste produced in the bloc is currently valorised into human or animal feed (for edible waste) or by-products like soil amendments and compost (for inedible waste)**<sup>51</sup>. As a result, the valuable resources used in the production of this food, like the land and the energy used to grow, harvest, transport and package it are also wasted. Compounding the problem is the fact that organic waste produces the potent GHG methane when landfilled. All in all, food waste has been found to account for approximately 8% of anthropogenic GHG emissions, making it a sizable source of climate impact<sup>52</sup>.

## DRIVERS AND BARRIERS

**Overhauling the EU's food system will require a concerted effort of unprecedented magnitude.** Doing so will call for balancing a number of sometimes conflicting pressures on the system, including providing nutrition for the EU's 446 million residents<sup>53</sup>, a livelihood for the over 10 million families in the EU who depend on farming<sup>54</sup>, continued employment for the

---

<sup>47</sup> Ellen MacArthur Foundation. *Completing the Picture*. (26th September 2019) <https://www.ellenmacarthurfoundation.org/assets/downloads/COMPLETING THE PICTURE HOW THE CIRCULAR ECONOMY-TACKLES CLIMATE CHANGE V2 23 September.pdf>

<sup>48</sup> United Nations. *The 2021 Food Systems Summit*. (20th August 2020) <https://www.un.org/sustainabledevelopment/food-systems-summit-2021/>

<sup>49</sup> IPCC. *Special Report on Climate Change and Land Food Security*. (20th August 2020) <https://www.ipcc.ch/srccl/chapter/chapter-5/>

<sup>50</sup> European Commission. *Food Waste*. (20th August 2020) [https://ec.europa.eu/food/safety/food\\_waste\\_en](https://ec.europa.eu/food/safety/food_waste_en)

<sup>51</sup> EUPFWL. *Recommendations for Action in Food Waste Prevention*. (20th August 2020) [https://ec.europa.eu/food/sites/food/files/safety/docs/fs\\_eu-actions\\_action\\_implementation\\_platform\\_key\\_recommendations.pdf](https://ec.europa.eu/food/sites/food/files/safety/docs/fs_eu-actions_action_implementation_platform_key_recommendations.pdf)

<sup>52</sup> Ellen MacArthur Foundation. *10 Circular Investment Opportunities*. (20th August 2020) <https://www.ellenmacarthurfoundation.org/assets/downloads/Food.pdf>

<sup>53</sup> EU. *Living in the EU*. (20th August 2020) [https://europa.eu/european-union/about-eu/figures/living\\_en#:~:text=The%20EU%20covers%20over%204,population%20after%20China%20and%20India](https://europa.eu/european-union/about-eu/figures/living_en#:~:text=The%20EU%20covers%20over%204,population%20after%20China%20and%20India)

<sup>54</sup> Eurostat. *Agriculture Statistics - Family Farming in the EU*. (20th August 2020) [https://ec.europa.eu/eurostat/statistics-explained/index.php/Agriculture\\_statistics\\_-\\_family\\_farming\\_in\\_the\\_EU#:~:text=There%20were%2010.5%20million%20farms,value%20of%20the%20agricultural%20output](https://ec.europa.eu/eurostat/statistics-explained/index.php/Agriculture_statistics_-_family_farming_in_the_EU#:~:text=There%20were%2010.5%20million%20farms,value%20of%20the%20agricultural%20output)



over 4.5 million who work in the food industry<sup>55</sup>, environmental protection, climate change mitigation and adaptation, and income generation for the private companies active in the sector.

**The EU is in the process of addressing important aspects of the materials flows in the food value chain** by, for instance, making the separate collection of bio-waste mandatory in all member states starting in 2024, capping emissions from land use through the LULUCF Regulation, reforming the Common Agricultural Policy (CAP), and moving forward with the legislative initiatives laid out in the Farm to Fork and Biodiversity Strategies. The implementation of these policies will be essential to driving forward a circular economy for food.

**Breaking lock-in effects in the food system requires policy incentives and funding for food growers and manufacturers and investments in processing infrastructure for bio-waste.** For instance, even though crop diversification has been proven to have a host of environmental, climate, and nutritional benefits, the prevalent production methods consist of high-input, high-yield monocultures<sup>56</sup>. Expectations of short-term revenue shortfalls make it challenging to incentivise growers to transition away from this form of farming. The Common Agricultural Policy (CAP) remains the largest item on the EU's budget<sup>57</sup>, accounting for over 38% of its expenditure in 2018. Redirecting funds effectively in accordance with the reformed CAP could go a long way in promoting regenerative farming practices in the EU, which could turn agriculture and land use into carbon sinks.

## SOLUTIONS

**Transitioning to a circular economy for food could result in global economic benefits worth USD 2.7 trillion per year in cities alone by 2050. Regenerative agriculture, eliminating avoidable food waste, and valorising unavoidable food and bio-waste into compost and soil amendments could offset 49% of the GHG emissions associated with the food system by 2050, or 5.6 giga tonnes of CO<sub>2</sub> equivalent per year<sup>58</sup> (figure 4).**

---

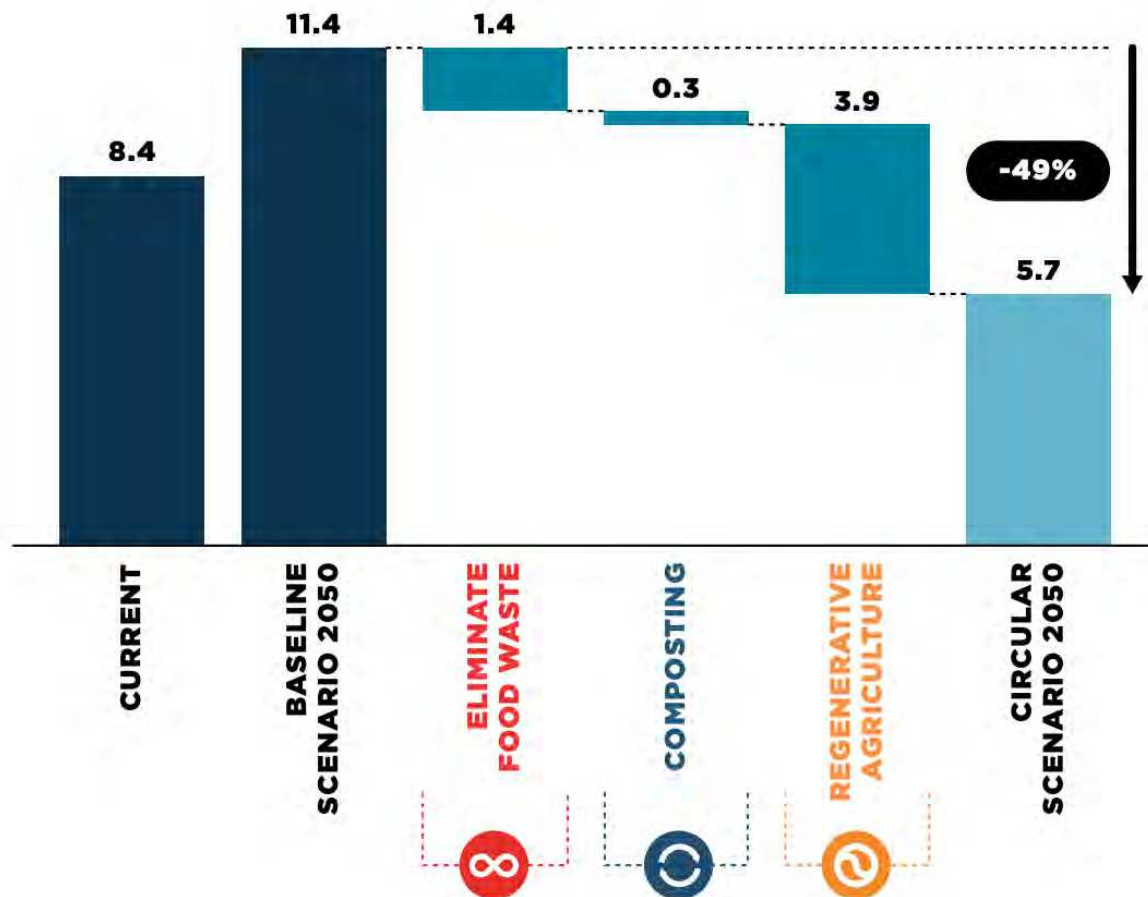
<sup>55</sup>FoodDrink Europe. *Data and Trends of the European Food and Drink Industry 2018*. (20th August 2020) <https://www.fooddrink europe.eu/publication/data-trends-of-the-european-food-and-drink-industry-2018/#:~:text=Europe's%20food%20and%20drink%20industry,the%20biggest%20employer%20within%20manufacturing>.

<sup>56</sup> Magrini, M-B. et al. *Pulses for Sustainability: Breaking Agriculture and Food Sectors Out of Lock-In* (24th October 2018) <https://doi.org/10.3389/fsufs.2018.00064>

<sup>57</sup> European Commission. *CAP Expenditure in the Total EU Expenditure* (20th August 2020) [https://ec.europa.eu/info/sites/info/files/food-farming-fisheries/farming/documents/cap-expenditure-graph1\\_en.pdf](https://ec.europa.eu/info/sites/info/files/food-farming-fisheries/farming/documents/cap-expenditure-graph1_en.pdf)

<sup>58</sup> Ellen MacArthur Foundation. *Cities and Circular Economy for Food* (January 2019) [https://www.ellenmacarthurfoundation.org/assets/downloads/Cities-and-Circular-Economy-for-Food\\_280119.pdf](https://www.ellenmacarthurfoundation.org/assets/downloads/Cities-and-Circular-Economy-for-Food_280119.pdf)

Figure 4: Opportunities to reduce emissions from the global food system (billion tonnes of CO<sub>2</sub> equivalent/year).<sup>59</sup>



## Promoting the adoption of regenerative agriculture

**Regenerative agriculture is aimed at building healthy, biologically active ecosystems; improving, rather than degrading the environment in which food cultivation takes place.**

Investing in accelerating the uptake of regenerative farming can create numerous economic opportunities. USD 57 billion spent on accelerating regenerative production has been estimated to yield USD 1.9 trillion in input cost savings<sup>60</sup>. The profitability of regenerative agriculture has been found to be higher than that of conventional food production systems. For example, a 2018 study on corn fields found that those managed regeneratively saw a 78% increase in profits compared to conventionally farmed fields<sup>61</sup>. Replacing monocultures with

<sup>59</sup> Idem

<sup>60</sup> Karas, Sheryl. *Can We Afford Regenerative Agriculture?* (25th August 2020) <https://www.csuchico.edu/regenerativeagriculture/blog/drawdown-post.shtml>

<sup>61</sup> Canne, Claire E., Lundgren, Jonathan G. *Regenerative Agriculture: Merging Farming and Natural Resource Conservation Profitably*. (26th February 2018) [10.7717/peerj.4428](https://doi.org/10.7717/peerj.4428)

polycultures can lead to greater farmer income diversification, while improving the overall resilience of the food production system<sup>62</sup>. This greater resilience, in turn, can help improve food security as the system is better able to absorb external shocks created by adverse weather or climate change, while securing steadier income for farmers.

**The reformed CAP is a key opportunity to promote regenerative agriculture.** In particular, making direct payments under CAP contingent on the implementation of the Member States' eco-schemes can be strong incentives for growers to adopt regenerative farming practices. In order to avoid widely differing levels of ambition in different countries, it is recommended that the European Commission define in advance the range of practices that these could comprise and give indications as to their expected outcomes.

**Ensuring the greater and successful uptake of these solutions will also require investments in training and digitalisation.** Harnessing blockchain and other technologies enabling greater traceability can create greater demand-side pull for regenerative agricultural goods by increasing consumer awareness of factors like product origin, farming techniques, nutritional content and environmental impact. Artificial intelligence can be applied to better enable farmers to make decisions aligned with regenerative land management, providing valuable insight into soil quality and crop and animal welfare, for instance. Digital farming, i.e. combining data collection, storage, analytics and decision modelling, can be leveraged by large-scale farms by utilising big data and internet-of-things solutions to enable optimal results<sup>63</sup>. **Through the European Innovation Partnership for agricultural productivity and sustainability (EIP-AGRI), the EU can strengthen farmer advisory services and the integration of farmers within Agricultural Knowledge and Innovation Systems (AKIS) in order to facilitate the flow of know-how between research and practice<sup>64</sup>.**

## Reducing food waste and loss

**The EU has committed to halving food waste and loss by 2030 in alignment with Sustainable Development Goal (SDG) 12.3.** Doing so will result in economic savings of more than EUR 143 billion per year<sup>65</sup> and reduce approximately 8% of the bloc's domestic and food related outsourced GHG emissions<sup>66</sup>.

---

<sup>62</sup> ReNature. *Long-Term Investment Unlocks Agricultural Profit* (17th November 2019)

<https://www.renature.co/articles/long-term-investment-unlocks-agricultural-profit/>

<sup>63</sup> Ellen MacArthur Foundation. *Cities and Circular Economy for Food* (January 2019) [https://www.ellenmacarthurfoundation.org/assets/downloads/CCEFF\\_Full-report-pages\\_May-2019\\_Web.pdf](https://www.ellenmacarthurfoundation.org/assets/downloads/CCEFF_Full-report-pages_May-2019_Web.pdf)

<sup>64</sup> European Commission. *Preparing for Future AKIS in Europe*. (25th August 2020) [https://ec.europa.eu/info/sites/info/files/food-farming-fisheries/key\\_policies/documents/report-preparing-for-future-akis-in-europe\\_en.pdf](https://ec.europa.eu/info/sites/info/files/food-farming-fisheries/key_policies/documents/report-preparing-for-future-akis-in-europe_en.pdf)

<sup>65</sup> Fusions. *Estimates of European Food Waste Levels*. (25th August 2020). <http://www.eu-fusions.org/phocadownload/Publications/Estimates%20of%20European%20food%20waste%20levels.pdf>

<sup>66</sup> European Commission. *Food Waste*. (25th August 2020) [https://ec.europa.eu/food/safety/food\\_waste\\_en#:~:text=In%20the%20EU%2C%20around%2088,environment%20of%20limited%20natural%20resources.](https://ec.europa.eu/food/safety/food_waste_en#:~:text=In%20the%20EU%2C%20around%2088,environment%20of%20limited%20natural%20resources.)

**Setting up the EU Platform on Food Waste and Losses was a promising first step in addressing this issue.** In a report published in December 2019, the platform compiled a number of cross-cutting and sector-specific recommendations to reduce food waste and loss<sup>67</sup>. Particularly relevant for EU policymakers is **the recommendation to incorporate food waste and loss into climate action strategy, programmes, and legislation** at the EU and Member State level — such as in the National Energy and Climate Plans.

**Tackling food waste and loss globally will require interventions across the entire value chain.** In many developing countries, the majority of the losses take place upstream — on the farm, during processing or transportation — due to deficient infrastructure for transport or storage. However, in the EU, households account for the majority of the food waste generated, or over 50% in 2012<sup>68</sup>. Preventing food waste at this level will single-handedly enable the bloc to reach SDG 12.3. Consumer behaviour around food waste is not understood well enough and the information-based programmes that are often carried out across the EU appear to have had limited impact<sup>69</sup>. Investing in consumer research and supporting researchers studying food-related behaviour will support the efforts to better understand consumer behaviour and devise strategies around addressing waste at this level going forward.

## Circulating materials

**Investments in food collection, redistribution and revalorisation infrastructure will be critical to unlocking a variety of environmental benefits for the food system.** A meaningful step towards closing nutrient loops is the fact that the revised Waste Framework Directive obligates Member States to ensure the separate collection of bio-waste by January 2024. However, this requirement could be complemented by support and financing for those Member States that lag behind in the implementation of separate bio-waste collection and processing. To maximise the environmental gains from these practices, appropriate processing facilities need to be in place at optimal distances from the places where the waste originates. Furthermore, it is important that there is a local market for the by-products of composting or anaerobic digestion. Creating such markets will require technical support to Member States, training for farmers, and funding, issues with which the EU could support.

---

<sup>67</sup> EUFLFW. *Recommendations for Action in Food Waste Prevention* (25th August 2020) [https://ec.europa.eu/food/sites/food/files/safety/docs/fs\\_eu-actions\\_action\\_implementation\\_platform\\_key\\_recommendations.pdf](https://ec.europa.eu/food/sites/food/files/safety/docs/fs_eu-actions_action_implementation_platform_key_recommendations.pdf)

<sup>68</sup> Idem reference 63

<sup>69</sup> Idem reference 65



# 5. TRANSVERSAL POLICY LEVERS





## 5. TRANSVERSAL POLICY LEVERS

The previous sections of this paper have showcased some sector-specific opportunities to utilise a circular economy approach in combating climate change. Beyond the measures already announced as part of the EU Circular Economy Action Plan<sup>70</sup> from March 2020, it is important to create a common direction of travel for all EU Member States. Alignment around the systemic nature of change across sectors is needed so that individual measures do not become locked within a wider linear economic system of national incentives and regulations. A significant acceleration in the transition to a circular economy that is fully embedded into an overall policy strategy towards carbon neutrality will require that the EU steps up its efforts at European, national, regional and local governance levels in the critical decade from 2020 to 2030. Given the current policy focus on using the European Green Deal as a compass for the economic recovery from the Covid-19 pandemic five areas of transversal policy action have been chosen as examples of what could be done:

- Exploiting the circular economy potential in EU climate policies
- Mainstreaming a circular economy approach in the EU Industrial Strategy
- Strengthening the European Semester process on national economic reforms
- Financing the transition through the EU budget and recovery fund
- Fostering global cooperation inter alia via EU trade policy

### EU CLIMATE POLICIES

The European Commission already acknowledges in its new Circular Economy Action Plan from March 2020 that circular economy solutions can substantially reduce carbon emissions. This is also the case with the Commission's proposal for stepping up Europe's 2030 climate ambition.<sup>71</sup> However, to exploit the full potential of the circular economy to reach the EU's climate targets for 2030 and 2050, a more operational approach with specific instruments needs to be adopted. This could include changes in the final legal framework of the proposed EU Climate Law. Moreover, the Commission could incorporate additional sector-specific policy interventions such as those highlighted in previous chapters of this paper into its proposal for the planned 'Fit for 55 package' on the EU's increased 2030 climate ambition.

---

<sup>70</sup> European Commission. *The Circular Economy Action Plan* (March 2020). [https://ec.europa.eu/environment/circular-economy/pdf/new\\_circular\\_economy\\_action\\_plan.pdf](https://ec.europa.eu/environment/circular-economy/pdf/new_circular_economy_action_plan.pdf)

<sup>71</sup> European Commission. *Stepping Up Europe's 2030 Climate Ambition. Investing in a Climate-Neutral Future for the Benefit of Our People*. COM(2020) 562 final (2020).

An important first step would be to explicitly task EU institutions and Member States to develop guidance on how they could capture circular economy opportunities and measure their contribution to reducing GHG emissions more systematically. The Commission could support for example the development of a practical 'toolbox' with advice based on, inter alia, best practices in Member States, cities, and regions, as well as industrial sectors. This would be an important prerequisite for governments to better incorporate a circular economy approach as a key delivery mechanism into their National Energy and Climate Plans (NECPs)<sup>72</sup> as well as into their national long-term strategies for achieving the targets of the Paris Climate Agreement.

Building on, inter alia, the work carried out in the Netherlands<sup>73</sup> and by think tanks and institutions like UNEP's International Resource Panel<sup>74</sup>, the EU could facilitate mutual learning in applying GHG accounting methodologies for circular economy strategies. It could also further improve its own expertise in utilising carbon footprint methodologies as a crucial part of sectoral climate strategies, going beyond the current focus of the EU Environmental Footprint pilot projects for specific products and organisations.<sup>75</sup>

## EU INDUSTRIAL STRATEGY

**Increasing global competitiveness of European industries is a key objective of the new EU Industrial Strategy for a green and digital Europe<sup>76</sup>.** However, the original proposal from the European Commission mentioned only briefly the need for a circular economy approach that will ensure a cleaner and more competitive industry by reducing environmental impacts, alleviating competition for scarce resources, and reducing production costs. To further mainstream and substantiate this approach in the revised proposal of the EU Industrial Strategy foreseen for March 2021, further clarifications are needed on how such change can be achieved. These could include:

- Move from the "energy efficiency first" principle for EU industrial policy to a wider "resource efficiency first" principle, and develop guidelines for regulatory, technical, and financial support based on such an approach.

---

<sup>72</sup> The European Commission has done some work in this regard and highlighted the topic in its assessment of the draft NECPs: <https://eur-lex.europa.eu/legal-content/EN/TXT/PDF/?uri=CELEX:52019DC0285&from=EN>.

<sup>73</sup> Netherlands Organisation for Applied Scientific Research, *Effecten van het Rijksbrede Programma Circulaire Economie en de Transitie Agenda's op de emissie van broeikasgassen* (2018); The Ministry of Infrastructure and the Environment and the Ministry of Economic Affairs, *A circular economy in the Netherlands by 2050* (2016)

<sup>74</sup> IRP. *Resource Efficiency and Climate Change* (25th August 2020) <https://www.resourcepanel.org/reports/resource-efficiency-and-climate-change>

<sup>75</sup> European Commission. *Results and Deliverables of the Environmental Footprint Pilot Phase*. (26th August 2020) [https://ec.europa.eu/environment/eussd/smgp/PEFCR\\_OEFSR\\_en.htm](https://ec.europa.eu/environment/eussd/smgp/PEFCR_OEFSR_en.htm)

<sup>76</sup> European Commission, *European industrial strategy 2020: using the green and digital transformations to empower industry and small and medium-sized enterprises (SMEs)* (2020)

- Increase R&D funding for industrial circular economy solutions within Horizon Europe that contribute to reduced carbon footprints while ensuring access in particular for small and medium-sized enterprises (SMEs).
- Strengthen present efforts to fund large-scale demonstration of such solutions through the Innovation Fund established under the EU Emission Trading System, for example by providing platforms for actors along value chains to cooperate on designing practical applications and testing them in realistic use case scenarios.
- Support large-scale demonstration outside the area covered by the Innovation Fund. Technologies for better recovery of critical metals is one of many possible such examples. Member State initiatives such as the Danish eco-innovation programme MUDP<sup>77</sup>, the German Umweltinnovationsprogramm<sup>78</sup>, and various innovation programs in the Netherlands can provide inspiration.
- Promote industrial clusters and drive industrial symbiosis at plant or regional level, involving both large corporations and SMEs.
- Revise EU State Aid Guidelines in accordance with the Commission proposals in the Sustainable Investment Plan, providing room for manoeuvre for Member States in supporting the commercialisation of innovative circular economy solutions.
- Review the Industrial Emissions Directive regarding the promotion of circular economy aspects, such as reducing or improving material flows in industrial facilities.
- Include competencies related to implementing a circular economy approach in the forthcoming updated Skills Agenda for Europe.
- Expand the scope of the European Industrial Strategy beyond tackling production by including services close to key industries that could help facilitate a circular economy in a more effective way e.g. through new business models or reverse logistics, reuse, and repair services that are often provided by SMEs.

The European Commission has already acknowledged that policymakers need to look closely at the opportunities and challenges facing industrial clusters and ecosystems. An industry cluster or ecosystem is different from the classic definition of industry sectors (e.g., construction, chemicals, automotive etc.). It encompasses all players, including SMEs and multinational companies operating in a value chain, each having their own specific expertise, and research and innovation skills. A good example is the European Battery Alliance, which brings together more than 120 European and non-European stakeholders representing the entire battery value chain

---

<sup>77</sup> Danish Eco-Innovation Programme (26th August 2020) <https://eng.ecoinnovation.dk/the-danish-eco-innovation-program/>

<sup>78</sup> German Environmental Innovation Programme (26th August 2020) <https://www.umweltinnovationsprogramm.de/>

and has led to the EU becoming an industrial frontrunner in this key technology. When implementing a circular economy approach, such alliances could be used to help steer work and help finance large-scale projects with positive spillover effects across Europe, using the knowledge of SMEs, big companies, researchers and regions. This approach helps remove barriers to innovation and improve policy coherence in particular areas, and comes with the need to address circular economy and resource efficiency aspects horizontally across industrial ecosystems to avoid sub-optimisation.

When it comes to specific materials with big carbon footprints, the European Commission is developing, for example, a European Partnership for Clean Steel - Low Carbon Steelmaking<sup>79</sup>. There are already a number of other proposals under way for supporting the transition to low-carbon production, such as innovation funding, a hydrogen alliance, and economic instruments such as Contracts for Difference (CfD). However, specific proposals promoting a circular economy approach are not yet well developed. Some inspiration might come from the recent German concept for the steel industry ("Handlungskonzept Stahl"), that covers actions for durability, repair, reuse, and recyclability, as well as better economic incentives for the use of recycled steel, and the need for product design that facilitates reuse and recycling<sup>80</sup>. This approach could be replicated for other carbon-intensive material streams such as cement.

## EUROPEAN SEMESTER PROCESS

In parallel to the deployment of the new EU Multiannual Financial Framework for 2021-2027 (see further below), the European Semester process will be reformed in support of the goals of the European Green Deal. The Commission has committed to developing guidelines that could be beneficial to better coordinating economic reforms, circular economy strategies, and climate policies at the Member State level. The Commission intends to specify these guidelines in the form of Country Specific Recommendations each year under the European Semester. In the Annual Sustainable Growth Strategy 2021, the circular economy is briefly mentioned as part of the green transition. This needs to be translated into concrete recommendations to Member States.

The same process could also be used to encourage green tax reforms as a way of financing the recovery, shifting taxes from labour to resources. Oil prices are currently low. This provides an opportunity to reduce subsidies and to promote environmental taxes as part of the European Semester when the time comes for fiscal consolidation. Higher carbon prices and other measures are politically easier to implement as part of broader policy packages, including, for example, when there is a need to generate new revenues for additional investments into social

---

<sup>79</sup> European Partnership for Clean Steel - Low Carbon Steelmaking [https://ec.europa.eu/info/sites/info/files/research\\_and\\_innovation/funding/documents/ec\\_rtd\\_he-partnerships-european-partnership-for-clean-steel-low-carbon-steelmaking.pdf](https://ec.europa.eu/info/sites/info/files/research_and_innovation/funding/documents/ec_rtd_he-partnerships-european-partnership-for-clean-steel-low-carbon-steelmaking.pdf)

<sup>80</sup> German Federal Ministry for Economy and Energy. *National Reform Programme 2020*. [https://www.bmwi.de/Redaktion/DE/Publikationen/Wirtschaft/handlungskonzept-stahl.pdf?\\_\\_blob=publicationFile&v=12](https://www.bmwi.de/Redaktion/DE/Publikationen/Wirtschaft/handlungskonzept-stahl.pdf?__blob=publicationFile&v=12)

and economic resilience. However, when environmental taxes start to have the desired (environmental) impact, revenues fall (e.g. less pollution or less material use = smaller tax base). This needs to be carefully considered when regularly reviewing and adapting the specific tax scheme.

Specific fiscal support can also play a vital role in stimulating innovation and incentivising circular economy practices. Reducing taxes such as value added taxes on reuse, repair, and re-manufacturing activities can incentivise circular designs and business models that support the circulation of valuable goods, materials, and nutrients. Council negotiations on the revision of the EU VAT directive are crucial in this regard. Other fiscal incentives can increase the use of secondary materials and encourage the adoption of regenerative food production practices. While instruments such as Extended Producer Responsibility (EPR) schemes are already in place, further harmonisation and improvement will be needed to help create meaningful financial incentives to accelerate the transition from a purely waste-oriented to a resource management approach in the context of a circular economy.

The EU response to the pandemic is to a large extent focused on promoting digital and green transitions. However, the policy links between these two areas could be strengthened. Digital technologies and solutions provide opportunities for a circular economy, by enabling asset tracking, on-demand services, and sharing models. Achieving better coherence between these policy areas, beyond tackling the increasing emissions from the digital sector, would be an important element in strategies that apply circular economy principles to address climate change.

## EU BUDGET AND RECOVERY FUND

In May 2020, the European Commission proposed to create a new recovery instrument called Next Generation EU which is embedded within a revamped long-term EU budget. Under this proposal, Member States are required to put forward national recovery and resilience plans setting out their reform and investment agenda for the years 2021-23. In principle, the EU Member States agreed at their summit in July 2020 that these national plans will facilitate access to funding through the Next Generation EU initiative if they conform to the country-specific recommendations in the European Semester process. Part of the Commission's assessment before granting access to these funds is to evaluate how EU Member States can effectively contribute to the green and digital transition, inter alia by supporting local or regional initiatives. Circular economy is briefly mentioned in the Commission guidelines<sup>81</sup>, but there is a need for specific requirements when assessing Member State plans.

**Currently, a share of the EU budget has been earmarked for the financing of climate action.** Clearer Commission guidelines on how circular economy can help achieve EU climate targets through the EU Regional and Cohesion Policies and the Just Transition Mechanism,

---

<sup>81</sup> European Commission. *Commission staff working document. Guidance to member states recovery and resilience plans*. SWD(2030) 205 final.



among others, can unlock funding for projects that will help accelerate the transition to a circular economy. As the scope and ambition of the European Green Deal goes beyond climate policies, the design of the “pre-defined benchmarks” for granting financial support from the EU budget and recovery fund will be crucial to avoiding funding of activities that undermine the transition to a circular economy. ECOFIN deliberations on the benchmarks and recommendations will be of great importance, taking into account that the prevailing economic and financial policy frameworks are still hardwired for and by the linear economy. It is important to note that all measures targeting better access to finance must be designed to be accessible not only to multinational companies, but also to SMEs, which are often amongst the early innovators to provide circular solutions.

**Governments and financial regulators can enhance transparency by providing standardised definitions and metrics for circular economy investments.** A good example is the common classification system or “taxonomy” under development in the EU which is being created to encourage private investment in sustainable growth and a climate neutral economy. Providing policymakers, businesses, and investors with a common language on circular economic activities that substantially contribute to a low carbon and resilient recovery can help scale the efforts of all stakeholders involved, track progress, and eventually evaluate the economic, social, and environmental impacts achieved. This could be particularly beneficial in blended finance solutions where public and private capital come together to help fund circular economy infrastructure and innovation. And it would also be a useful tool in the implementation of the EU Just Transition Mechanism.

**The review of the current EU framework on green public procurement is an important opportunity to make the consideration of circular economy aspects mandatory.** Given governments’ large purchasing powers, embedding requirements to use, for example, recycled materials that are compatible with a circular economy can create demand and accelerate the transition. More broadly, such measures can make circular design and practices the default options in public procurement, strengthening the demand for circular economy products and services, as well as for more flexible buildings and infrastructure designs. It is important that circular frontrunners have good access to public procurement and that the most ambitious in their ranks can help create a ‘race to the top’.

## EU TRADE POLICY

**Circular economy value chains are often global.** Cross-border transactions will continue and integrating circular economy practices into trade policies is a key area for future engagement. Transitioning to a more circular economy will inevitably have implications on a global scale. However, to ensure circular economy practices are integrated into trade policies, improved policy coherence will be needed.<sup>82</sup> This could include: the better harmonisation of recovery

---

<sup>82</sup> Institute for European Environmental Policy, *EU circular economy and trade: Improving policy coherence for sustainable development* (2019) [https://ieep.eu/uploads/articles/attachments/f560794d-c411-4895-8ae9-910c65548f33/EU%20trade,%20CE%20and%20sustainable%20development%20\(IEEP%202019\)%20FINAL.pdf?v=63741577228](https://ieep.eu/uploads/articles/attachments/f560794d-c411-4895-8ae9-910c65548f33/EU%20trade,%20CE%20and%20sustainable%20development%20(IEEP%202019)%20FINAL.pdf?v=63741577228)

programmes; standardising definitions and standards; reviewing regulatory systems; improving the integration of circular economy into EU trade policy and free trade agreements; championing trade incentives for circular economy goods, by supporting an international agreement on removing trade barriers to environmental goods (EG); and increasing cooperation between countries.<sup>83</sup>

**Strengthened green diplomacy including the circular economy can play an important role in facilitating global environmental cooperation.** For example, the European Union, Japan, and South Korea have similar objectives when it comes to the circular economy and to de-carbonisation. Together, these countries could bundle their efforts in funding innovation in the pre-commercial phase or through joint large-scale demonstration projects.

**The future design of EU Free Trade Agreements (FTAs) could include more effective enforcement measures in cases where climate-related, environmental, and social commitments are violated by one of the parties.** While the European Green Deal will facilitate the economic transition towards a low carbon and circular industry, it is important to ensure a level playing field with competitors outside the EU and to avoid outsourcing of environmental damages to other geographies. For example, the June 2019 proposal for a EU trade deal with MERCOSUR (Brazil, Argentina, Uruguay and Paraguay) raised substantial political concerns about driving further deforestation and adverse climate impacts in the region. Making better use of the impact assessments underpinning the EU trade agreements and key improvements in the agreements' sustainability related provisions by including their more assertive implementation is a first step in the right direction.<sup>84</sup>

In addition, the European Commission will propose a Carbon Border Adjustment Mechanism (CBAM). A well-designed instrument could be combined with other measures to reduce the risk of "carbon leakage" and simultaneously encourage circular material use with reductions in carbon emissions. For example, a minimum taxation rate on the use of virgin carbon-intensive materials could be applied to both EU and foreign producers in order to increase the efficiency and global acceptability of the CBAM.

---

<sup>83</sup> Idem

<sup>84</sup> Kettunen et al. (2020) *An EU Green Deal for trade policy and the environment: Aligning trade with climate and sustainable development objectives*. IEEP Brussels / London.

# 6. MAIN CONCLUSIONS





## 6. MAIN CONCLUSIONS

The EU can play a crucial role in shaping Member States' policies and strategies concerning the transition to a low carbon and circular industry, while setting the tone and putting in place the incentives for more international collaboration. The Circular Economy Action Plan from March 2020 is an ambitious step in the right direction. Its impact could be magnified not only by seizing sector-specific opportunities, such as those in the built environment, mobility and food systems highlighted in this paper, but also by leveraging transversal EU processes and policies.

Mainstreaming a circular economy approach in the EU's broader policy frameworks on climate, industry, finance, and trade will enable a successful transition away from a linear take-make-waste production and consumption model. Doing so will make circular economy solutions more attractive financially, will pre-empt some of the difficulties companies encounter in shifting to circular production practices and business models, and will open up new markets for circular innovations. Reducing the 45% of global greenhouse gas emissions that are embedded in the production and use of industrial materials and food is a prerequisite for the EU to achieve its objective of having a carbon-neutral economy. As demonstrated above, a significant acceleration in the transition to a circular economy that is fully embedded into an overall policy strategy towards carbon neutrality will enable the EU to step up its efforts in the critical decade from 2020 to 2030.



## 7. SOURCES

ACEA. *Stakes Are High for European Automotive Recovery*. (30th July 2020) <https://www.acea.be/press-releases/article/covid-stakes-are-high-for-european-automotive-recovery-new-facts-and-figure>

Allen, B. et al *Feeding Europe: Agriculture and Sustainable Food Systems* (October 2018) <https://ieep.eu/uploads/articles/attachments/64e06bc1-6c2e-4b94-bc93-9150725093ac/Think%202030%20Feeding%20Europe.pdf?v=63710011359>

ARUP, University of Leeds, C40 Cities. *The Future of Urban Consumption in a 1.5C World* (20th July 2020), <https://www.arup.com/perspectives/publications/research/section/the-future-of-urban-consumption-in-a-1-5c-world>

BAMB Project (22nd July 2020), <https://www.bamb2020.eu/>

BPIE, *Europe's buildings under the microscope* (25th July 2020), [http://bpie.eu/wp-content/uploads/2015/10/HR\\_EU\\_B\\_under\\_microscope\\_study.pdf](http://bpie.eu/wp-content/uploads/2015/10/HR_EU_B_under_microscope_study.pdf)

Brussels Times. *More Belgian Employees Receive a Company Car*. (8th January 2020) <https://www.brusselstimes.com/belgium/88117/more-company-cars-registered-in-belgium/>

Canne, Claire E., Lundgren, Jonathan G. *Regenerative Agriculture: Merging Farming and Natural Resource Conservation Profitably*. (26th February 2018) [10.7717/peerj.4428](https://doi.org/10.7717/peerj.4428)

Danish Eco-Innovation Programme (26th August 2020) <https://eng.ecoinnovation.dk/the-danish-eco-innovation-program/>

Ellen MacArthur Foundation, *Completing the Picture. How the Circular Economy Tackles Climate Change* (26th September 2019) [https://www.ellenmacarthurfoundation.org/assets/downloads/Completing\\_The\\_Picture\\_How\\_The\\_Circular\\_Economy-\\_Tackles\\_Climate\\_Change\\_V3\\_26\\_September.pdf](https://www.ellenmacarthurfoundation.org/assets/downloads/Completing_The_Picture_How_The_Circular_Economy-_Tackles_Climate_Change_V3_26_September.pdf)

Ellen MacArthur Foundation. *Cities and Circular Economy for Food* (January 2019) [https://www.ellenmacarthurfoundation.org/assets/downloads/Cities-and-Circular-Economy-for-Food\\_280119.pdf](https://www.ellenmacarthurfoundation.org/assets/downloads/Cities-and-Circular-Economy-for-Food_280119.pdf)

Ellen MacArthur Foundation, *Completing the Picture. How the Circular Economy Tackles Climate Change* (26th September 2019) [https://www.ellenmacarthurfoundation.org/assets/downloads/Completing\\_The\\_Picture\\_How\\_The\\_Circular\\_Economy-\\_Tackles\\_Climate\\_Change\\_V3\\_26\\_September.pdf](https://www.ellenmacarthurfoundation.org/assets/downloads/Completing_The_Picture_How_The_Circular_Economy-_Tackles_Climate_Change_V3_26_September.pdf)

Ellen MacArthur Foundation. *Growth Within*. (July 2015). [https://www.ellenmacarthurfoundation.org/assets/downloads/publications/EllenMacArthurFoundation\\_Growth-Within\\_July15.pdf](https://www.ellenmacarthurfoundation.org/assets/downloads/publications/EllenMacArthurFoundation_Growth-Within_July15.pdf)

Ellen MacArthur Foundation. 10 Circular Investment Opportunities (21st August 2020) <https://www.ellenmacarthurfoundation.org/assets/downloads/Mobility.pdf>

Energy Transitions Commission, *Mission Possible* (2nd August 2020), [http://www.energy-transitions.org/sites/default/files/ETC\\_MissionPossible\\_FullReport.pdf](http://www.energy-transitions.org/sites/default/files/ETC_MissionPossible_FullReport.pdf)

EU. *Living in the EU*. (20th August 2020) [https://europa.eu/european-union/about-eu/figures/living\\_en#:~:text=The%20EU%20covers%20over%204,population%20after%20China%20and%20India](https://europa.eu/european-union/about-eu/figures/living_en#:~:text=The%20EU%20covers%20over%204,population%20after%20China%20and%20India).

EUPFWL. *Recommendations for Action in Food Waste Prevention*. (20th August 2020) [https://ec.europa.eu/food/sites/food/files/safety/docs/fs\\_eu-actions\\_action\\_implementation\\_platform\\_key\\_recommendations.pdf](https://ec.europa.eu/food/sites/food/files/safety/docs/fs_eu-actions_action_implementation_platform_key_recommendations.pdf)

EUFLFW. *Recommendations for Action in Food Waste Prevention* (25th August 2020) [https://ec.europa.eu/food/sites/food/files/safety/docs/fs\\_eu-actions\\_action\\_implementation\\_platform\\_key\\_recommendations.pdf](https://ec.europa.eu/food/sites/food/files/safety/docs/fs_eu-actions_action_implementation_platform_key_recommendations.pdf)

Eurocontrol. *Covid-19 impact on the European air traffic network*. (20th July 2020). <https://www.eurocontrol.int/covid19>

European Commission, *Energy Performance of Buildings Directive* (22nd July 2020) [https://ec.europa.eu/energy/topics/energy-efficiency/energy-efficient-buildings/energy-performance-buildings-directive\\_en#:~:text=Buildings%20are%20responsible%20for%20approximately,bldg%20stock%20is%20energy%20inefficient](https://ec.europa.eu/energy/topics/energy-efficiency/energy-efficient-buildings/energy-performance-buildings-directive_en#:~:text=Buildings%20are%20responsible%20for%20approximately,bldg%20stock%20is%20energy%20inefficient).

European Commission, *EU Construction and Demolition Waste Protocol* (25th July 2020), [https://ec.europa.eu/growth/content/eu-construction-and-demolition-waste-protocol-0\\_en](https://ec.europa.eu/growth/content/eu-construction-and-demolition-waste-protocol-0_en)

European Commission. *CO2 emission performance standards for cars and vans (2020 onwards)*. (15th July, 2020) [https://ec.europa.eu/clima/policies/transport/vehicles/regulation\\_en](https://ec.europa.eu/clima/policies/transport/vehicles/regulation_en)

European Commission. *Analysis of Climate Change Impacts on EU Agriculture by 2050*. (20th August 2020) <https://ec.europa.eu/jrc/en/publication/analysis-climate-change-impacts-eu-agriculture-2050>

European Commission. *Greenhouse gas emission statistics*. (15th July 2020) [https://ec.europa.eu/eurostat/statisticsexplained/index.php/Greenhouse\\_gas\\_emission\\_statistics](https://ec.europa.eu/eurostat/statisticsexplained/index.php/Greenhouse_gas_emission_statistics)

European Commission. *Farm to Fork Strategy*. (20th May 2020) [https://ec.europa.eu/food/sites/food/files/safety/docs/f2f\\_action-plan\\_2020\\_strategy-info\\_en.pdf](https://ec.europa.eu/food/sites/food/files/safety/docs/f2f_action-plan_2020_strategy-info_en.pdf)

European Commission. *Roadmap to a Single European Transport Area* (2011) [https://ec.europa.eu/transport/themes/strategies/2011\\_white\\_paper\\_en](https://ec.europa.eu/transport/themes/strategies/2011_white_paper_en)

European Commission. *Results and Deliverables of the Environmental Footprint Pilot Phase*. (26th August 2020) [https://ec.europa.eu/environment/eussd/smgp/PEFCR\\_OEFSR\\_en.htm](https://ec.europa.eu/environment/eussd/smgp/PEFCR_OEFSR_en.htm)

European Commission, *European industrial strategy 2020: using the green and digital transformations to empower industry and small and medium-sized enterprises (SMEs)* (15th August 2020 2020). [https://ec.europa.eu/info/strategy/priorities-2019-2024/europe-fit-digital-age/european-industrial-strategy\\_en](https://ec.europa.eu/info/strategy/priorities-2019-2024/europe-fit-digital-age/european-industrial-strategy_en)

European Commission, *EU Biodiversity Strategy for 2030* (20th May 2020) <https://eur-lex.europa.eu/legal-content/EN/TXT/HTML/?uri=CELEX:52020DC0380&from=EN>

European Commission. *The Circular Economy Action Plan* (March 2020). [https://ec.europa.eu/environment/circular-economy/pdf/new\\_circular\\_economy\\_action\\_plan.pdf](https://ec.europa.eu/environment/circular-economy/pdf/new_circular_economy_action_plan.pdf)

European Commission. *Stepping Up Europe's 2030 Climate Ambition. Investing in a Climate-Neutral Future for the Benefit of Our People*. COM(2020) 562 final (2020).

European Commission. *The Impact of EU Consumption on Deforestation*. (2013) <https://ec.europa.eu/environment/forests/pdf/1.%20Report%20analysis%20of%20impact.pdf>

European Commission. *Food Waste*. (20th August 2020) [https://ec.europa.eu/food/safety/food\\_waste\\_en](https://ec.europa.eu/food/safety/food_waste_en)

European Commission. *Commission staff working document. Guidance to member states recovery and resilience plans*. SWD(2030) 205 final.

European Commission. *CAP Expenditure in the Total EU Expenditure* (20th August 2020) [https://ec.europa.eu/info/sites/info/files/food-farming-fisheries/farming/documents/cap-expenditure-graph1\\_en.pdf](https://ec.europa.eu/info/sites/info/files/food-farming-fisheries/farming/documents/cap-expenditure-graph1_en.pdf)

European Commission. *Food Waste*. (25th August 2020) [https://ec.europa.eu/food/safety/food\\_waste\\_en#:~:text=In%20the%20EU%2C%20around%2088,environment%20of%20limited%20natural%20resources](https://ec.europa.eu/food/safety/food_waste_en#:~:text=In%20the%20EU%2C%20around%2088,environment%20of%20limited%20natural%20resources).

European Commission. *Preparing for Future AKIS in Europe*. (25th August 2020) [https://ec.europa.eu/info/sites/info/files/food-farming-fisheries/key\\_policies/documents/report-preparing-for-future-akis-in-europe\\_en.pdf](https://ec.europa.eu/info/sites/info/files/food-farming-fisheries/key_policies/documents/report-preparing-for-future-akis-in-europe_en.pdf)

European Environment Agency. *Range of life-cycle CO<sub>2</sub> emissions for different vehicle and fuel types*. (20th July 2020). <https://www.eea.europa.eu/signals/signals-2017/infographics/range-of-life-cycle-co2/view>

European Environment Agency, *Agriculture. Briefing* (18 February 2015) <https://www.eea.europa.eu/soer/2015/europe/agriculture#:~:text=European%20agriculture%20%E2%80%94%20of%20the,dramatic%20loss%20of%20grassland%20biodiversity>

European Environment Agency. *Total GHG Emissions Trend Projects in Europe*. (20th August 2020) <https://www.eea.europa.eu/data-and-maps/indicators/greenhouse-gas-emission-trends-6/assessment-2>

European Parliament, *Towards a circular approach* (15th July 2020), [https://www.europarl.europa.eu/RegData/etudes/BRIE/2018/625180/EPRS\\_BRI\(2018\)625180\\_EN.pdf](https://www.europarl.europa.eu/RegData/etudes/BRIE/2018/625180/EPRS_BRI(2018)625180_EN.pdf)

European Partnership for Clean Steel - Low Carbon Steelmaking (26th August 2020) [https://ec.europa.eu/info/sites/info/files/research\\_and\\_innovation/funding/documents/ec\\_rtd\\_he-partnerships-european-partnership-for-clean-steel-low-carbon-steelmaking.pdf](https://ec.europa.eu/info/sites/info/files/research_and_innovation/funding/documents/ec_rtd_he-partnerships-european-partnership-for-clean-steel-low-carbon-steelmaking.pdf)

Eurostat, *Circular Materials Use Rate* (15th August 2020) [https://ec.europa.eu/eurostat/data-browser/view/cei\\_srm030/default/table?lang=en](https://ec.europa.eu/eurostat/data-browser/view/cei_srm030/default/table?lang=en)

Eurostat, *How are Greenhouse Gas Emissions by the EU Evolving* (15th July 2020) <https://ec.europa.eu/eurostat/cache/infographs/energy/bloc-4a.html#:~:text=In%202017%2C%20EU%20GHG%20emissions,by%202030%20compared%20with%201990.>

Eurostat, *Agriculture Statistics - Family Farming in the EU*. (20th August 2020) [https://ec.europa.eu/eurostat/statistics-explained/index.php/Agriculture\\_statistics\\_-\\_family\\_farming\\_in\\_the\\_EU#:~:text=There%20were%2010.5%20million%20farms,value%20of%20the%20agricultural%20output.](https://ec.europa.eu/eurostat/statistics-explained/index.php/Agriculture_statistics_-_family_farming_in_the_EU#:~:text=There%20were%2010.5%20million%20farms,value%20of%20the%20agricultural%20output.)

Eurostat, *Material Flow Accounts* (15th July 2020). [http://appsso.eurostat.ec.europa.eu/nui/show.do?query=BOOKMARK\\_DS-075779\\_QID\\_742E9060\\_UID\\_-3F171EB0&layout=TIME,C,X,0;GEO,L,Y,0;UNIT,L,Z,0;MATERIAL,L,Z,1;INDIC\\_ENV,L,Z,2;INDICATORS,C,Z,3;&zSelection=DS-075779MATERIAL,TOTAL;DS-075779INDICATORS,OBS\\_FLAG;DS-075779INDIC\\_ENV,DMC;DS-075779UNIT,THS\\_T;&rankName1=INDIC-ENV\\_1\\_2\\_-1\\_2&rankName2=MATERIAL\\_1\\_2\\_-1\\_2&rankName3=UNIT\\_1\\_2\\_-1\\_2&rankName4=INDICATORS\\_1\\_2\\_-1\\_2&rankName5=TIME\\_1\\_0\\_0\\_0&rankName6=GEO\\_1\\_2\\_0\\_1&sortC=ASC\\_-1\\_FIRST&rStp=&cStp=&rDCh=&cDCh=&rDM=true&cDM=true&footnes=false&empty=false&wai=false&time\\_mode=ROLLING&time\\_most\\_recent=false&lang=EN&cfo=%23%23%23%2C%23%23%23.%23%23%23](http://appsso.eurostat.ec.europa.eu/nui/show.do?query=BOOKMARK_DS-075779_QID_742E9060_UID_-3F171EB0&layout=TIME,C,X,0;GEO,L,Y,0;UNIT,L,Z,0;MATERIAL,L,Z,1;INDIC_ENV,L,Z,2;INDICATORS,C,Z,3;&zSelection=DS-075779MATERIAL,TOTAL;DS-075779INDICATORS,OBS_FLAG;DS-075779INDIC_ENV,DMC;DS-075779UNIT,THS_T;&rankName1=INDIC-ENV_1_2_-1_2&rankName2=MATERIAL_1_2_-1_2&rankName3=UNIT_1_2_-1_2&rankName4=INDICATORS_1_2_-1_2&rankName5=TIME_1_0_0_0&rankName6=GEO_1_2_0_1&sortC=ASC_-1_FIRST&rStp=&cStp=&rDCh=&cDCh=&rDM=true&cDM=true&footnes=false&empty=false&wai=false&time_mode=ROLLING&time_most_recent=false&lang=EN&cfo=%23%23%23%2C%23%23%23.%23%23%23)

FoodDrink Europe. *Data and Trends of the European Food and Drink Industry 2018*. (20th August 2020) <https://www.fooddrinkeurope.eu/publication/data-trends-of-the-european-food-and-drink-industry-2018/#:~:text=Europe's%20food%20and%20drink%20industry,the%20biggest%20employer%20within%20manufacturing.>

Fusions. *Estimates of European Food Waste Levels*. (25th August 2020). <http://www.eu-fusions.org/phocadownload/Publications/Estimates%20of%20European%20food%20waste%20levels.pdf>

German Environmental Innovation Programme (26th August 2020) <https://www.umweltinnovationsprogramm.de/>

German Federal Ministry for Economy and Energy. *National Reform Programme 2020*. [https://www.bmwi.de/Redaktion/DE/Publikationen/Wirtschaft/handlungskonzept-stahl.pdf?\\_\\_blob=publicationFile&v=12](https://www.bmwi.de/Redaktion/DE/Publikationen/Wirtschaft/handlungskonzept-stahl.pdf?__blob=publicationFile&v=12)



Institute for European Environmental Policy, *EU circular economy and trade: Improving policy coherence for sustainable development* (2019) [https://ieep.eu/uploads/articles/attachments/f560794d-c411-4895-8ae9-910c65548f33/EU%20trade,%20CE%20and%20sustainable%20development%20\(IEEP%202019\)%20FINAL.pdf?v=63741577228](https://ieep.eu/uploads/articles/attachments/f560794d-c411-4895-8ae9-910c65548f33/EU%20trade,%20CE%20and%20sustainable%20development%20(IEEP%202019)%20FINAL.pdf?v=63741577228)

Integrated Carbon Observation System, *Global Carbon Budget 2018* (20th July 2020) <https://www.icos-cp.eu/global-carbon-budget-2018>

International Resource Panel, *Resource Efficiency and Climate Change*, (6th August 2020) <https://www.resourcepanel.org/reports/resource-efficiency-and-climate-change>

IPCC. *Special Report on Climate Change and Land Food Security*. (20th) <https://www.ipcc.ch/srccl/chapter/chapter-5/>

IRP. *Resource Efficiency and Climate Change* (25th August 2020) <https://www.resourcepanel.org/reports/resource-efficiency-and-climate-change>

Karas, Sheryl. *Can We Afford Regenerative Agriculture?* (25th August 2020) <https://www.csuchico.edu/regenerativeagriculture/blog/drawdown-post.shtml>

Kettunen et al. (2020) *An EU Green Deal for trade policy and the environment: Aligning trade with climate and sustainable development objectives*. IEPP Brussels / London.

Le Quere, C. et al. *Temporary Reduction in Daily Global CO<sub>2</sub> Emissions During the Covid-19 Forced Confinement* (19th May 2020) <https://www.nature.com/articles/s41558-020-0797-x>

Magrini, M-B. et al. *Pulses for Sustainability: Breaking Agriculture and Food Sectors Out of Lock-In* (24th October 2018) <https://doi.org/10.3389/fsufs.2018.00064>

Material Economics, *The Circular Economy. A Powerful Tool for Climate Mitigation* (16th July 2020), <https://materialeconomics.com/publications/the-circular-economy-a-powerful-force-for-climate-mitigation-1>

Material Economics. *Industrial Transformation 2050 - Pathways to Net-Zero Emissions from EU Heavy Industry*. (20th July 2020). <https://materialeconomics.com/latest-updates/industrial-transformation-2050>

Monitor Deloitte. *Car Sharing in Europe*. (20th August 2020) <https://www2.deloitte.com/content/dam/Deloitte/de/Documents/consumer-industrial-products/CIP-Automotive-Car-Sharing-in-Europe.pdf>

Morgan, Sam. *EU Transport Chief Cautions Against Green Strings for Airline Ballots*. (16th April 2020) <https://www.euractiv.com/section/transport/interview/eu-transport-chief-cautions-against-green-strings-for-airline-bailouts/>

Poljansek, Martin, *BIM standardisation*, (2017) [https://publications.jrc.ec.europa.eu/repository/bitstream/JRC109656/bim.standardization\\_1.pdf](https://publications.jrc.ec.europa.eu/repository/bitstream/JRC109656/bim.standardization_1.pdf)

ReNature. *Long-Term Investment Unlocks Agricultural Profit* (17th November 2019) <https://www.renature.co/articles/long-term-investment-unlocks-agricultural-profit/>

Sandstorm, V. *et al*, *The role of trade in greenhouse gas footprint of EU diets*, (December 2018) <https://doi.org/10.1016/j.gfs.2018.08.007>

Transport & Environment. *CO2 Emissions From Cars*. (April 2018) [https://www.transportenvironment.org/sites/te/files/publications/2018\\_04\\_CO2\\_emissions\\_cars\\_The\\_facts\\_report\\_final\\_0\\_0.pdf](https://www.transportenvironment.org/sites/te/files/publications/2018_04_CO2_emissions_cars_The_facts_report_final_0_0.pdf)

UK Government. *Covi9-19: Safer Travel Guidance for Passengers* (21st August 2020) <https://www.gov.uk/guidance/coronavirus-covid-19-safer-travel-guidance-for-passengers>

UN Department of Economics and Social Affairs. *Climate Change and Social Inequality* (October 2017) [https://www.un.org/esa/desa/papers/2017/wp152\\_2017.pdf](https://www.un.org/esa/desa/papers/2017/wp152_2017.pdf)

United Nations. *The 2021 Food Systems Summit*. (20th August 2020) <https://www.un.org/sustainabledevelopment/food-systems-summit-2021/>



**THINK  
2030**